## O&O DiskRecovery

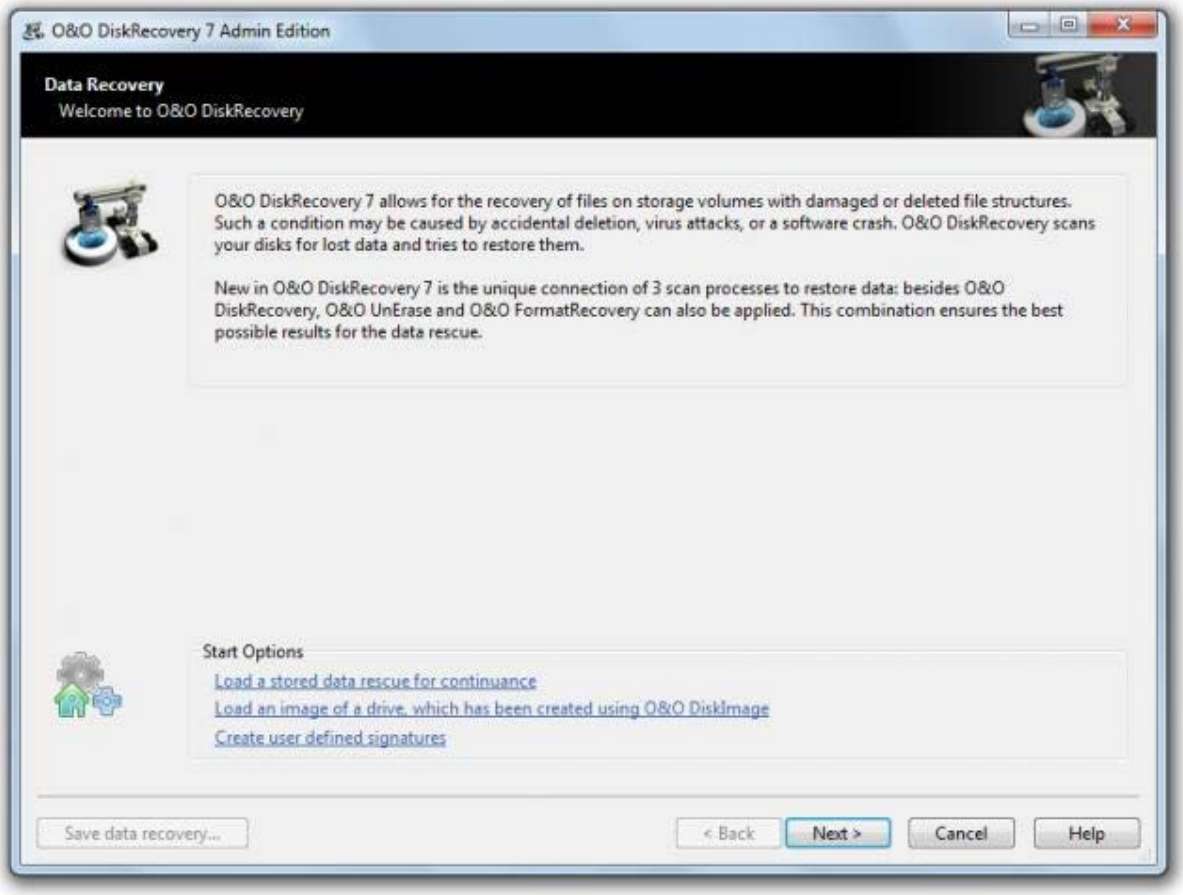

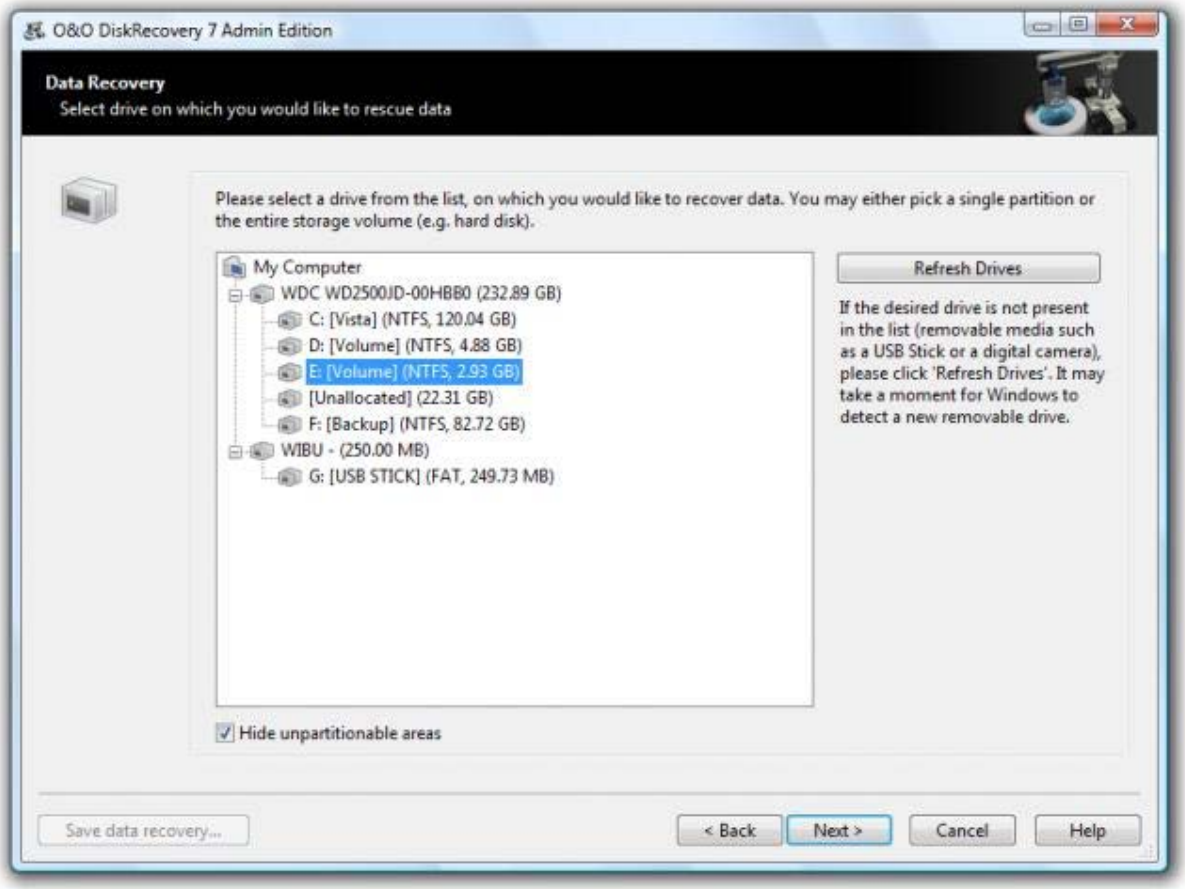
O&O DiskRecovery 7 Admin Edition
Data Recovery
Select drive on which you would like to rescue data
Please select a drive from the list, on which you would like to recover data. You may either pick a single partition or the entire storage volume (e.g. hard disk).
My Computer
WDC WD2500JD-00HBB0 (232.89 GB)
C: [Vista] (NTFS, 120.04 GB)
D: [Volume] (NTFS, 4.88 GB)
E: [Volume] (NTFS, 2.93 GB)
[Unallocated] (22.31 GB)
F: [Backup] (NTFS, 82.72 GB)
WIBU - (250.00 MB)
G: [USB STICK] (FAT, 249.73 MB)
Refresh Drives
If the desired drive is not present in the list (removable media such as a USB Stick or a digital camera), please click 'Refresh Drives'. It may take a moment for Windows to detect a new removable drive.
Hide unpartitionable areas
Save data recovery...
< Back
Next >
Cancel
Help

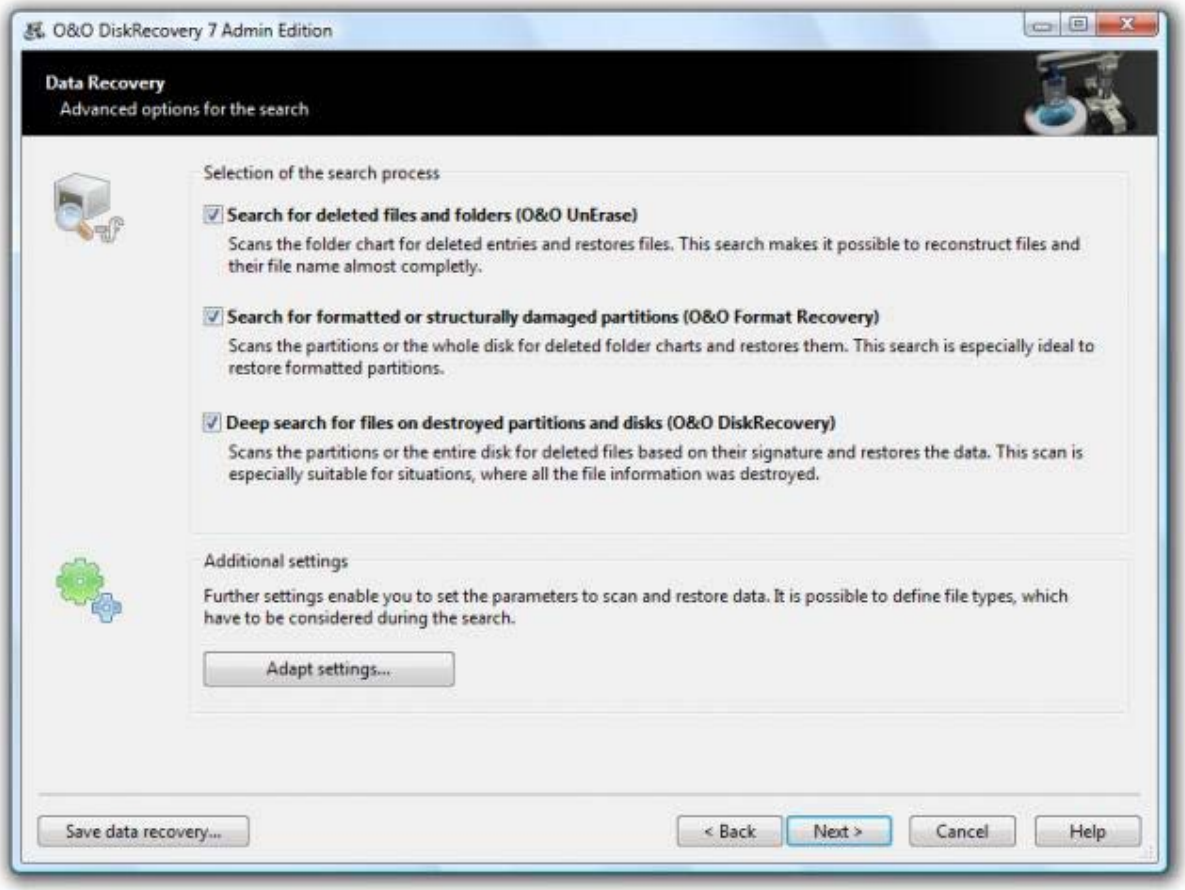
O&O DiskRecovery 7 Admin Edition
Data Recovery
Advanced options for the search
Selection of the search process
Search for deleted files and folders (O&O UnErase)
Scans the folder chart for deleted entries and restores files. This search makes it possible to reconstruct files and their file name almost completly.
Search for formatted or structurally damaged partitions (O&O Format Recovery)
Scans the partitions or the whole disk for deleted folder charts and restores them. This search is especially ideal to restore formatted partitions.
Deep search for files on destroyed partitions and disks (O&O DiskRecovery)
Scans the partitions or the entire disk for deleted files based on their signature and restores the data. This scan is especially suitable for situations, where all the file information was destroyed.
Additional settings
Further settings enable you to set the parameters to scan and restore data. It is possible to define file types, which have to be considered during the search.
Adapt settings...
Save data recovery...
< Back
Next >
Cancel
Help

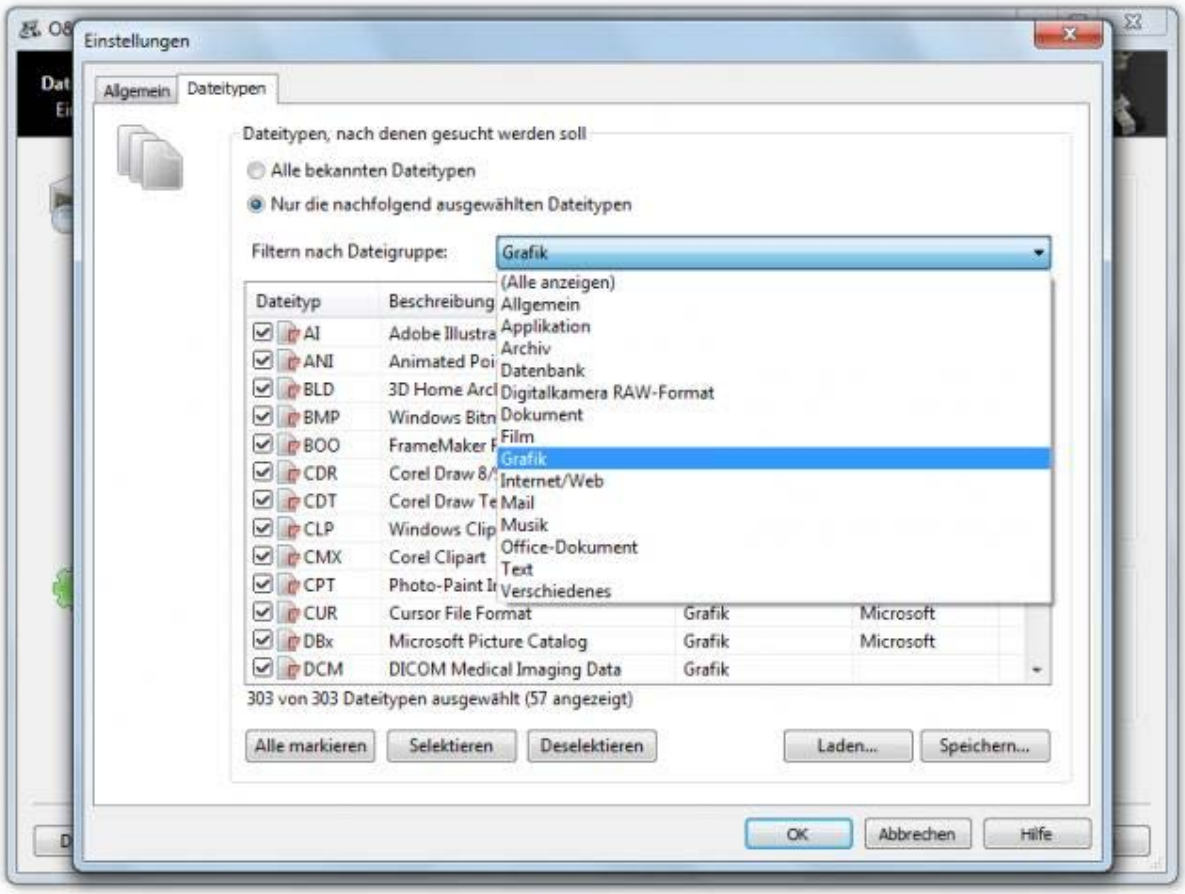
Einstellungen
Allgemein
Dateitypen
Dateitypen, nach denen gesucht werden soll
Alle bekannten Dateitypen
Nur die nachfolgend ausgewählten Dateitypen
Filtern nach Dateigruppe:
Grafik
(Alle anzeigen)
Allgemein
Applikation
Archiv
Datenbank
Digitalkamera RAW-Format
Dokument
Film
Grafik
Internet/Web
Mail
Musik
Office-Dokument
Text
Verschiedenes
Dateityp
Beschreibung
AI
ANI
BLD
BMP
BOO
CDR
CDT
CLP
CMX
CPT
CUR
DBx
DCM
Cursor File Format
Microsoft Picture Catalog
DICOM Medical Imaging Data
Grafik
Microsoft
303 von 303 Dateitypen ausgewählt (57 angezeigt)
Alle markieren
Selektieren
Deselektieren
Laden...
Speichern...
OK
Abbrechen
Hilfe

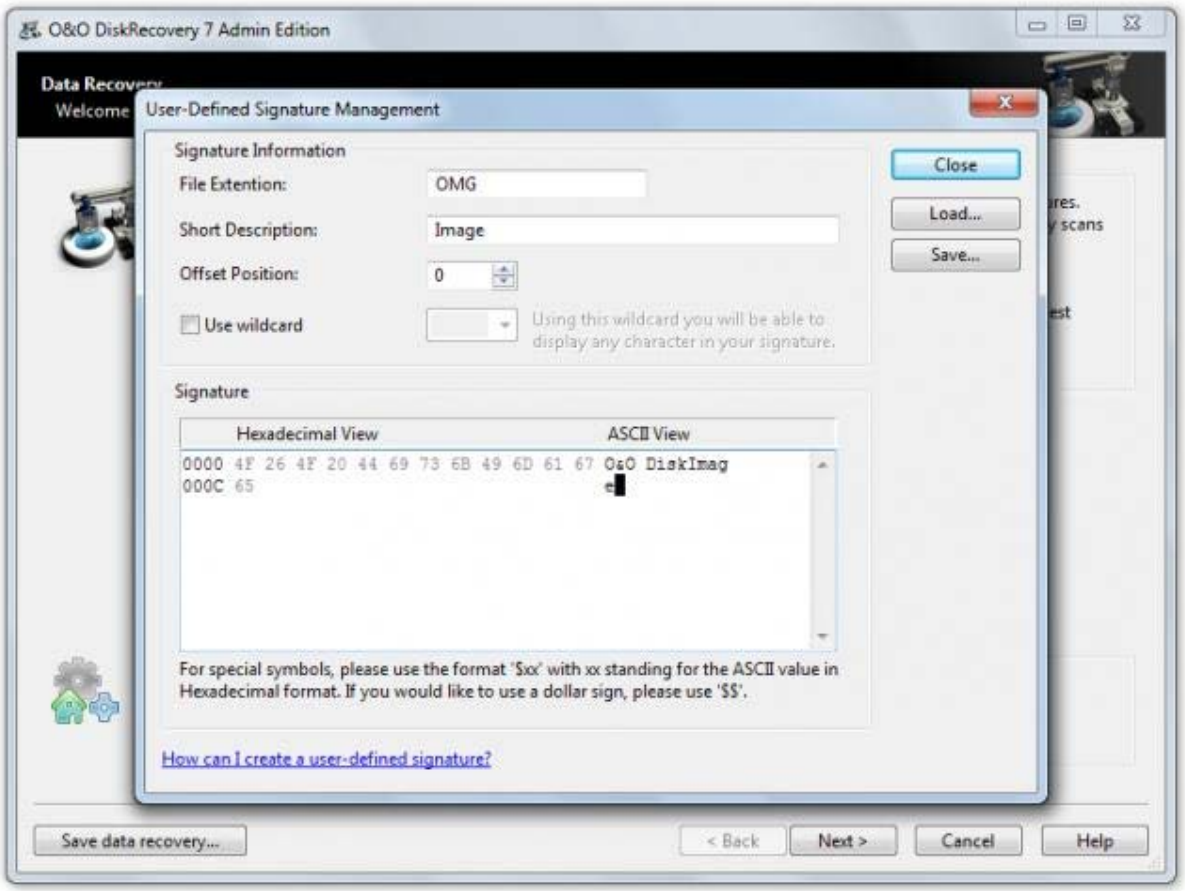
O&O DiskRecovery 7 Admin Edition
Data Recovery
Welcome
User-Defined Signature Management
Signature Information
File Extention:
OMG
Short Description:
Image
Offset Position:
0
Use wildcard
Using this wildcard you will be able to display any character in your signature.
Close
Load...
Save...
Signature
Hexadecimal View
ASCII View
0000 4F 26 4F 20 44 69 73 6B 49 6D 61 67 O&O DiskImag
000C 65 e
For special symbols, please use the format '$xx' with xx standing for the ASCII value in Hexadecimal format. If you would like to use a dollar sign, please use '$$'.
How can I create a user-defined signature?
Save data recovery...
< Back
Next >
Cancel
Help

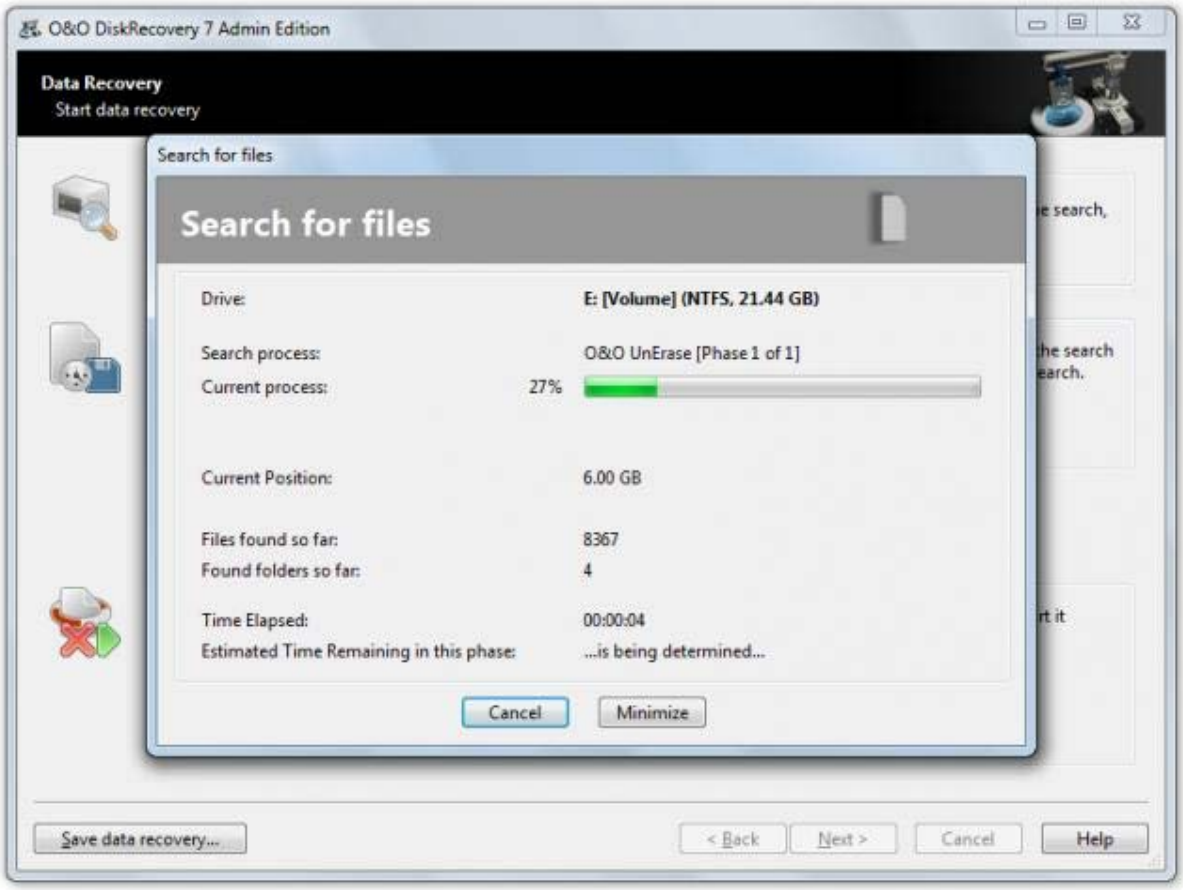
O&O DiskRecovery 7 Admin Edition
Data Recovery
Start data recovery
Search for files
Search for files
Drive:
E: [Volume] (NTFS, 21.44 GB)
Search process:
O&O UnErase [Phase 1 of 1]
Current process:
27%
Current Position:
6.00 GB
Files found so far:
8367
Found folders so far:
4
Time Elapsed:
00:00:04
Estimated Time Remaining in this phase:
...is being determined...
Cancel
Minimize
Save data recovery...
< Back
Next >
Cancel
Help

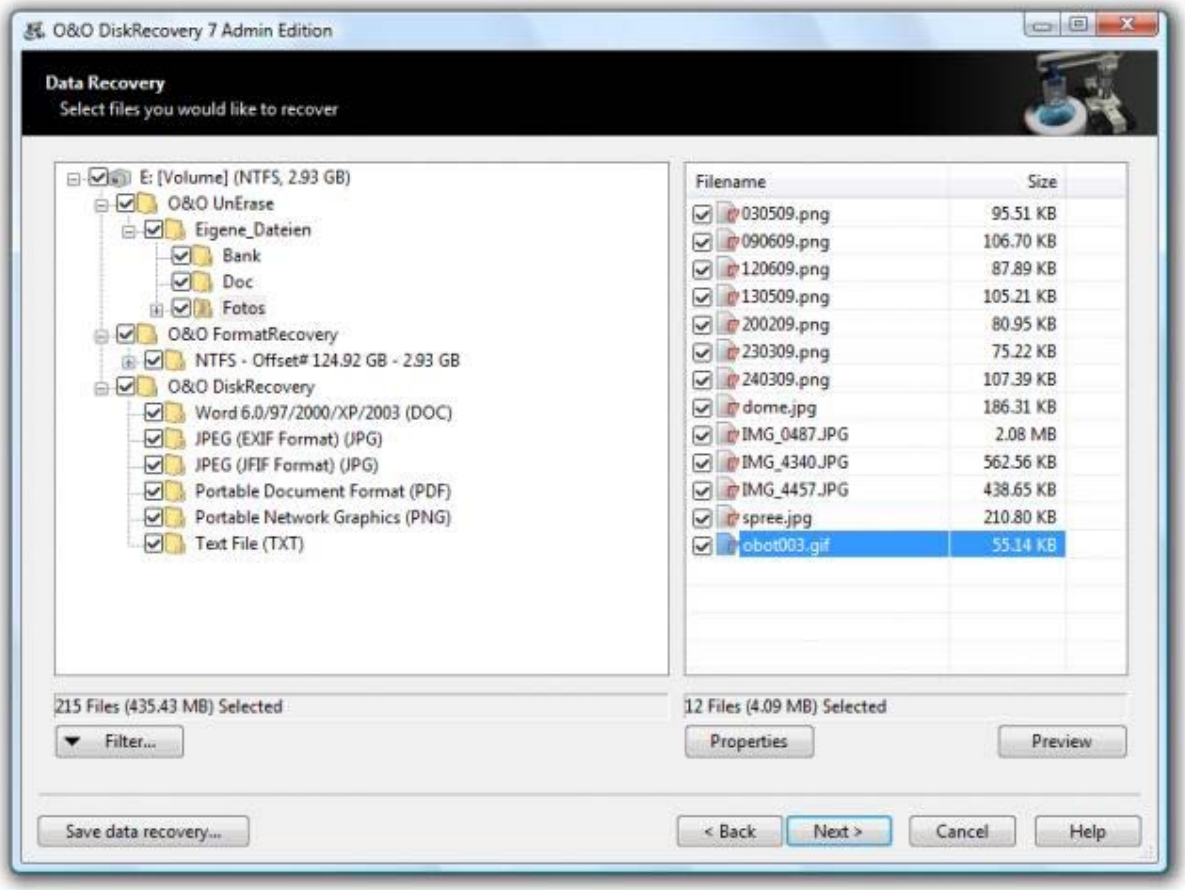
O&O DiskRecovery 7 Admin Edition
Data Recovery
Select files you would like to recover
E: [Volume] (NTFS, 2.93 GB)
O&O UnErase
Eigene_Dateien
Bank
Doc
Fotos
O&O FormatRecovery
NTFS - Offset# 124.92 GB - 2.93 GB
O&O DiskRecovery
Word 6.0/97/2000/XP/2003 (DOC)
JPEG (EXIF Format) (JPG)
JPEG (JFIF Format) (JPG)
Portable Document Format (PDF)
Portable Network Graphics (PNG)
Text File (TXT)
Filename
Size
030509.png 95.51 KB
090609.png 106.70 KB
120609.png 87.89 KB
130509.png 105.21 KB
200209.png 80.95 KB
230309.png 75.22 KB
240309.png 107.39 KB
dome.jpg 186.31 KB
IMG_0487.JPG 2.08 MB
IMG_4340.JPG 562.56 KB
IMG_4457.JPG 438.65 KB
spree.jpg 210.80 KB
obot003.gif 55.14 KB
215 Files (435.43 MB) Selected
12 Files (4.09 MB) Selected
Filter...
Properties
Preview
Save data recovery...
< Back
Next >
Cancel
Help

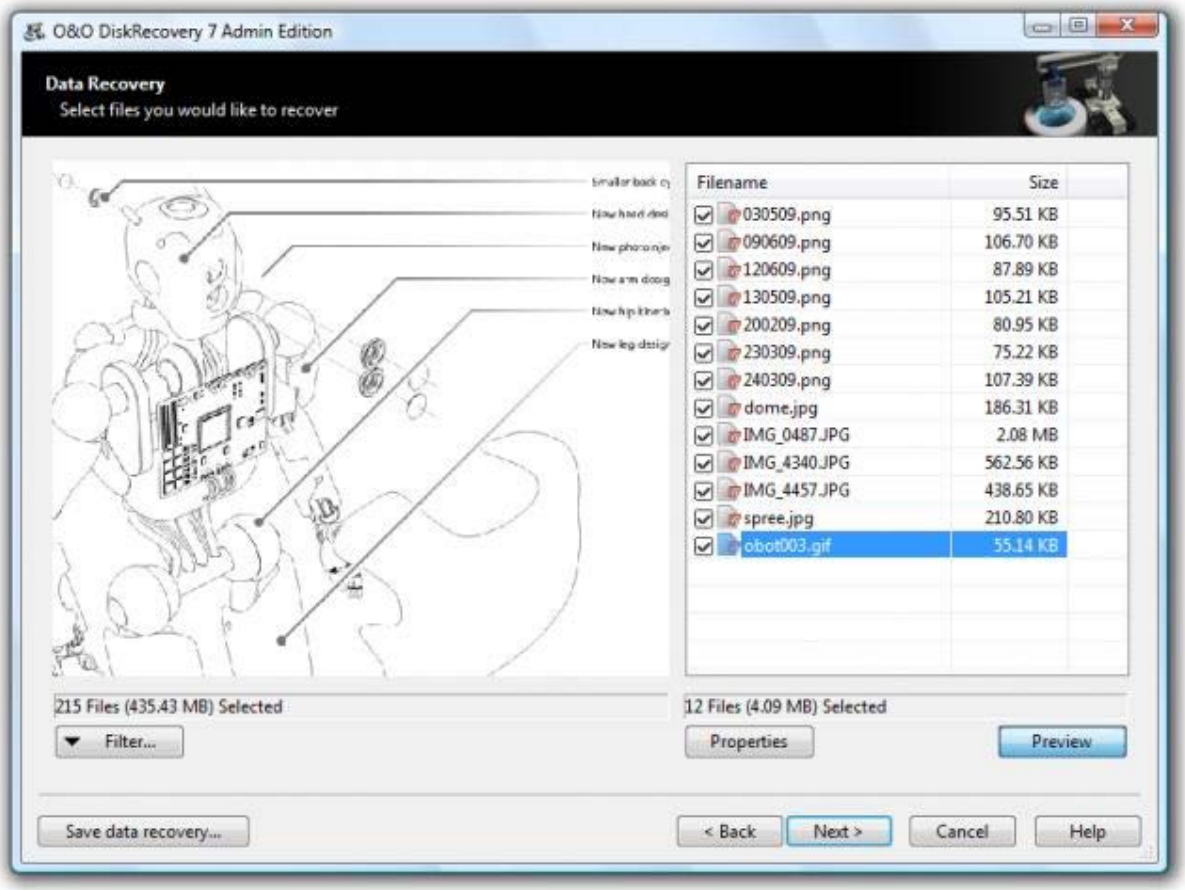
O&O DiskRecovery 7 Admin Edition
Data Recovery
Select files you would like to recover
Filename
Size
030509.png 95.51 KB
090609.png 106.70 KB
120609.png 87.89 KB
130509.png 105.21 KB
200209.png 80.95 KB
230309.png 75.22 KB
240309.png 107.39 KB
dome.jpg 186.31 KB
IMG_0487.JPG 2.08 MB
IMG_4340.JPG 562.56 KB
IMG_4457.JPG 438.65 KB
spree.jpg 210.80 KB
obot003.gif 55.14 KB
215 Files (435.43 MB) Selected
12 Files (4.09 MB) Selected
Filter...
Properties
Preview
Save data recovery...
< Back
Next >
Cancel
Help

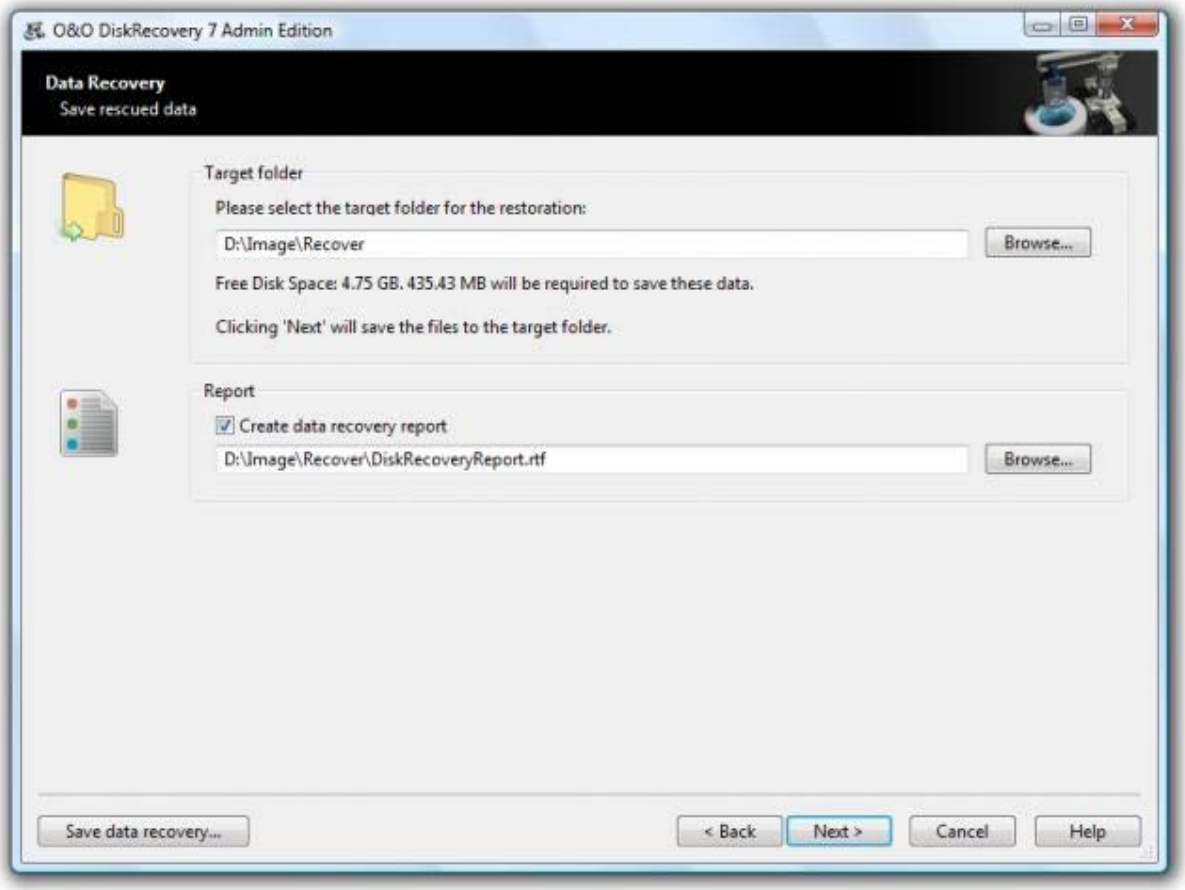
O&O DiskRecovery 7 Admin Edition
Data Recovery
Save rescued data
Target folder
Please select the target folder for the restoration:
D:\Image\Recover
Browse...
Free Disk Space: 4.75 GB. 435.43 MB will be required to save these data.
Clicking 'Next' will save the files to the target folder.
Report
Create data recovery report
D:\Image\Recover\DiskRecoveryReport.rtf
Browse...
Save data recovery...
< Back
Next >
Cancel
Help

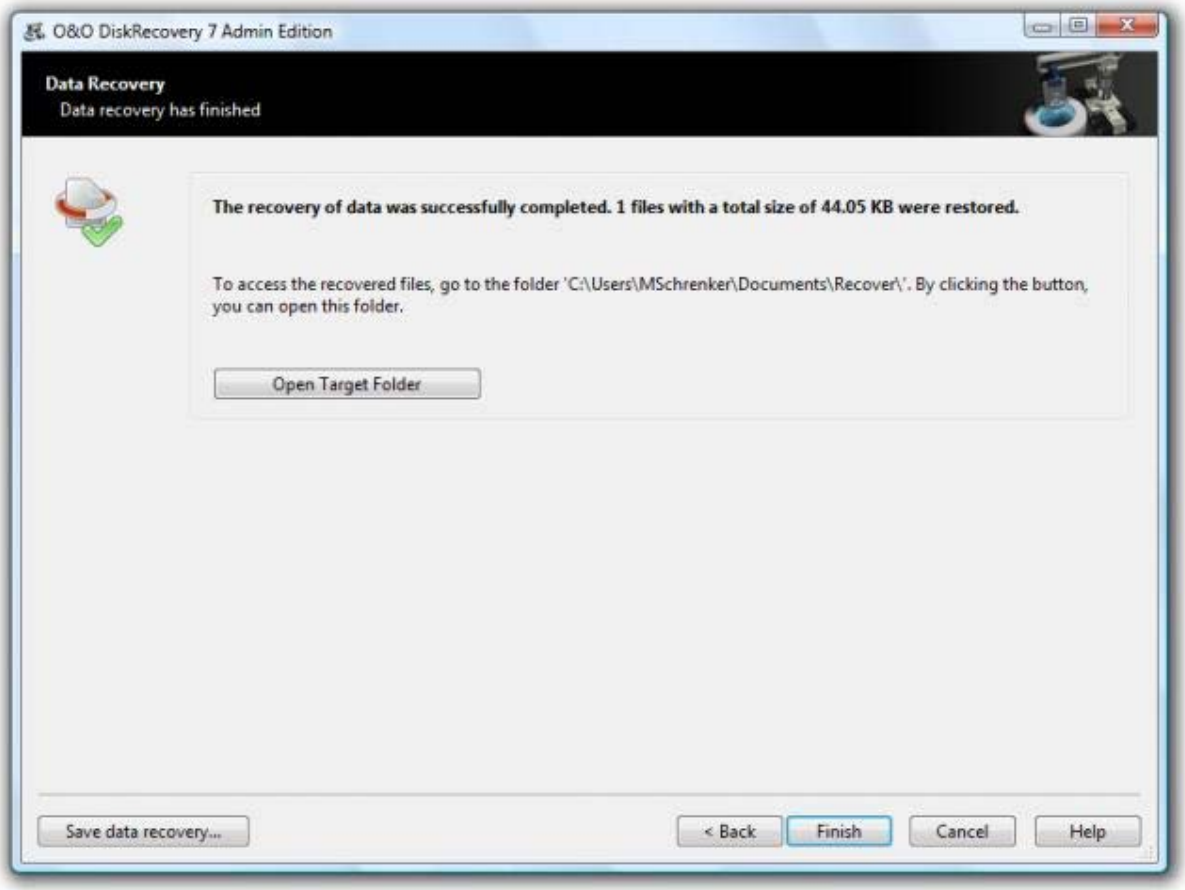
O&O DiskRecovery 7 Admin Edition
Data Recovery
Data recovery has finished
The recovery of data was successfully completed. 1 files with a total size of 44.05 KB were restored.
To access the recovered files, go to the folder 'C:\Users\MSchrenker\Documents\Recover\'. By clicking the button, you can open this folder.
Open Target Folder
Save data recovery...
< Back
Finish
Cancel
Help

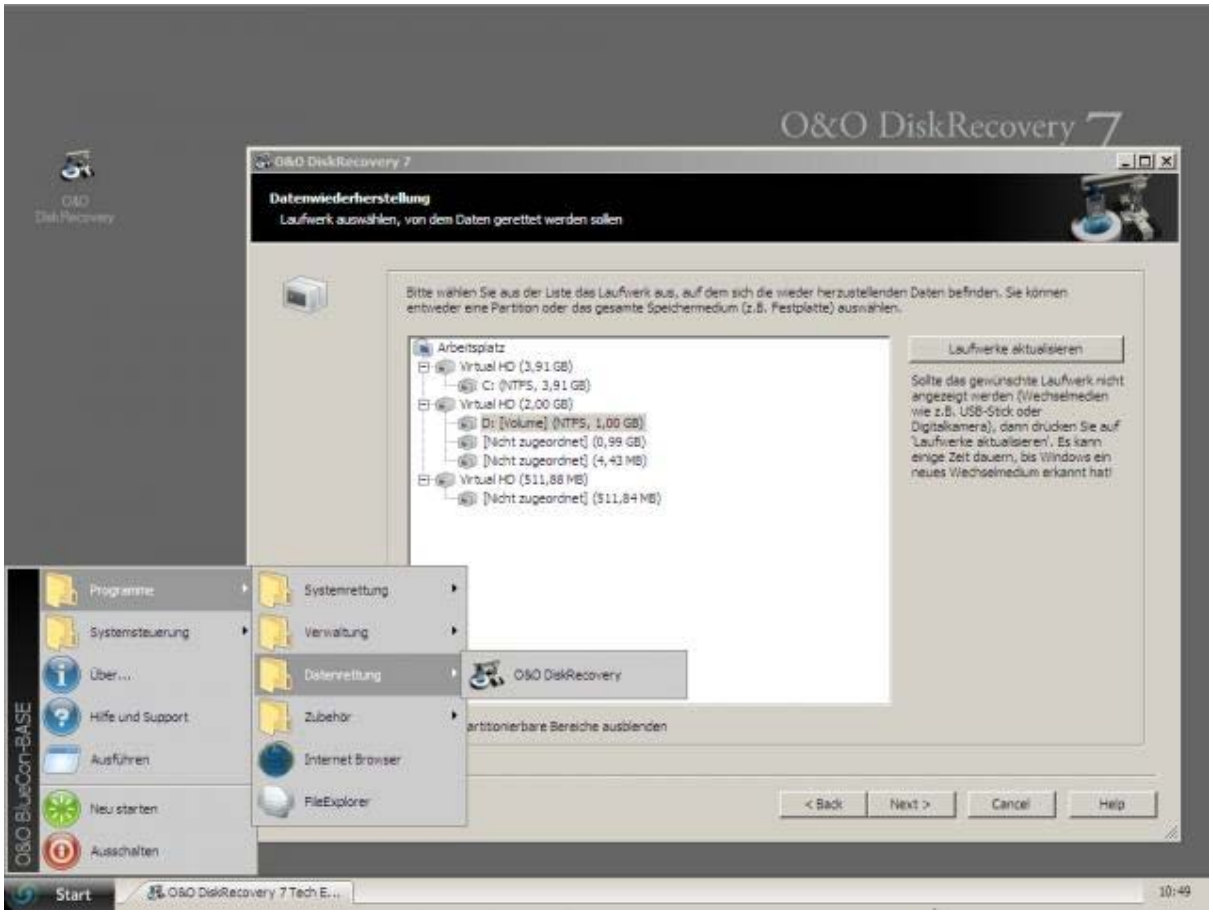
O&O DiskRecovery 7
Datenwiederherstellung
Laufwerk auswählen, von dem Daten gerettet werden sollen
Bitte wählen Sie aus der Liste das Laufwerk aus, auf dem sich die wieder herzustellenden Daten befinden. Sie können entweder eine Partition oder das gesamte Speichermedium (z.B. Festplatte) auswählen.
Arbeitsplatz
Virtual HD (3,91 GB)
C: (NTFS, 3,91 GB)
Virtual HD (2,00 GB)
D: [Volume] (NTFS, 1,00 GB)
[Nicht zugeordnet] (0,99 GB)
[Nicht zugeordnet] (4,43 MB)
Virtual HD (511,88 MB)
[Nicht zugeordnet] (511,84 MB)
Laufwerke aktualisieren
Sollte das gewünschte Laufwerk nicht angezeigt werden (Wechselmedien wie z.B. USB-Stick oder Digitalkamera), dann drücken Sie auf 'Laufwerke aktualisieren'. Es kann einige Zeit dauern, bis Windows ein neues Wechselmedium erkannt hat!
artitionierbare Bereiche ausblenden
< Back
Next >
Cancel
Help
Programme
Systemsteuerung
Über...
Hilfe und Support
Ausführen
Neu starten
Ausschalten
Systemrettung
Verwaltung
Datenrettung
Zubehör
Internet Browser
FileExplorer
O&O DiskRecovery
O&O BlueCon-BASE
Start
O&O DiskRecovery 7 Tech E...
10:49

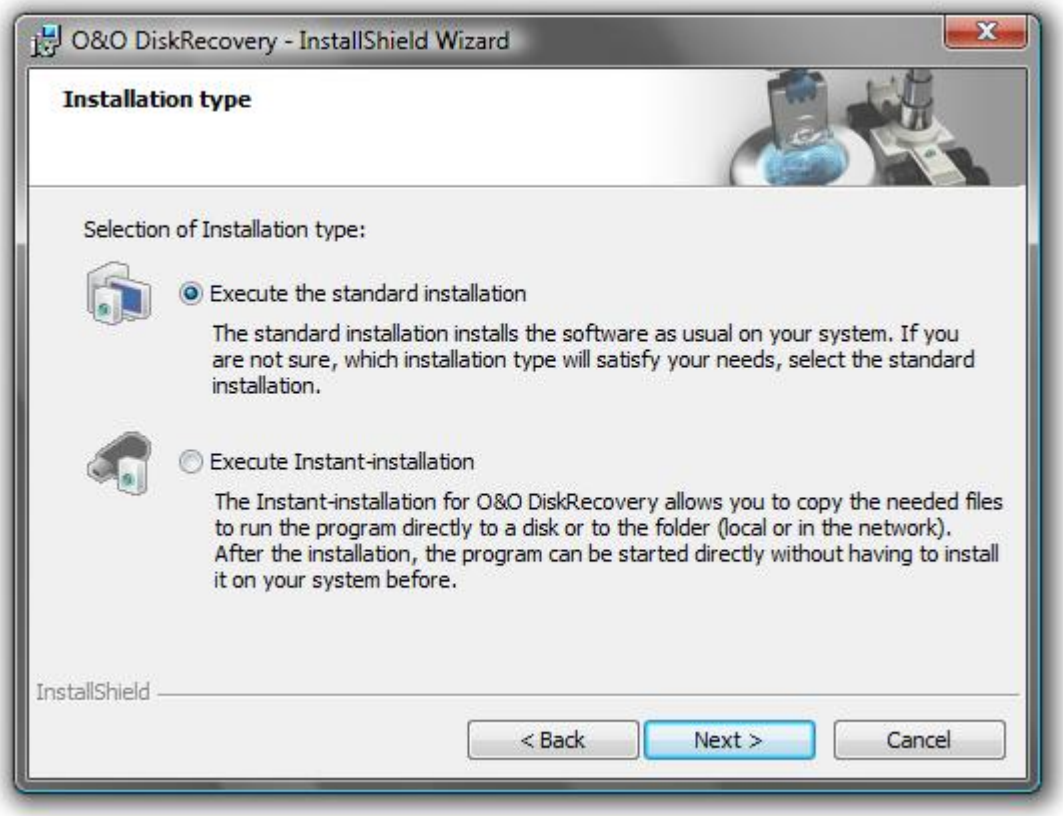
O&O DiskRecovery - InstallShield Wizard
Installation type
Selection of Installation type:
Execute the standard installation
The standard installation installs the software as usual on your system. If you are not sure, which installation type will satisfy your needs, select the standard installation.
Execute Instant-installation
The Instant-installation for O&O DiskRecovery allows you to copy the needed files to run the program directly to a disk or to the folder (local or in the network). After the installation, the program can be started directly without having to install it on your system before.
InstallShield
< Back
Next >
Cancel